

HONDA PCX 125 '18- / 150 '18-

M O U N T I N G I N S T R U C T I O N S

REF 9789

WINDSHIELD V-TECH LINE TOURING



OPTION A
WINDSHIELD
WITHOUT
HAND-DEFLECTORS



OPTION B
WINDSHIELD
WITH
HAND-DEFLECTORS



PHILLIPS
SCREWDRIVER



Nº 10



ALLEN

Nº 5



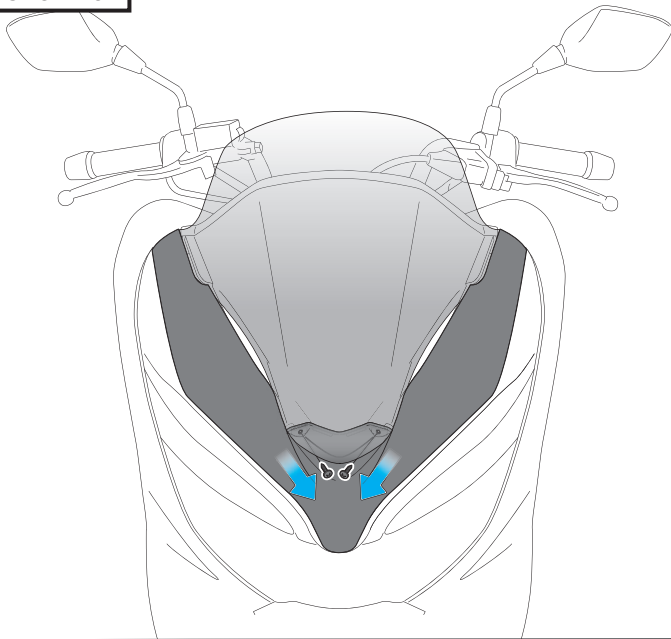
ID	PIEZA/PART	DESCRIPCIÓN	DESCRIPTION	QTY	REF
1		Cúpula touring	Touring windshield	1	9789H/WM3
2		Deflector izquierdo	Left hand-deflector	1	9789H/WM3
3		Deflector derecho	Right hand-deflector	1	9789H/WM3
4		Silentblock Ø17 x Ø10 x Ø13 x 10	Ø17 x Ø10 x Ø13 x 10 silentblock	4	AROPASACABLES--
5		Casquillo con valona M5 (negro)	M5 bush with flange (black)	4	CASQUI-----517
6		Tornillo Allen M5x11 Ø11 ISO 7380	M5x11 Ø11 ISO 7380 Allen screw	4	TORNI-AI----520
7		Tornillo Allen M5x16 Ø11 ISO 7380	Tornillo Allen M5x16 Ø11 ISO 7380	4	TORNI-I7380-493
8		Arandela nylon M5x1	M5x1 nylon washer	4	ARNV0000000245
9		Tapón tornillo M5 ISO 7380	M5 ISO 7380 screw cap	4	TAPON-----85
10		Velcro dual lock 25x30mm (se suministra montado con pieza ID2/ID3)	25x30mm dual lock Velcro (supplied already mounted on items 2/3)	2	VELCRO-25X50---
11		Set adhesivos (se suministra montado con pieza ID2/ID3)	Sticker set (supplied already mounted on items 2/3)	1	ADHESI-----260

HONDA PCX 125 '18- / 150 '18-

INSTRUCCIONES DE MONTAJE - MOUNTING INSTRUCTIONS - MONTAGEANLEITUNG

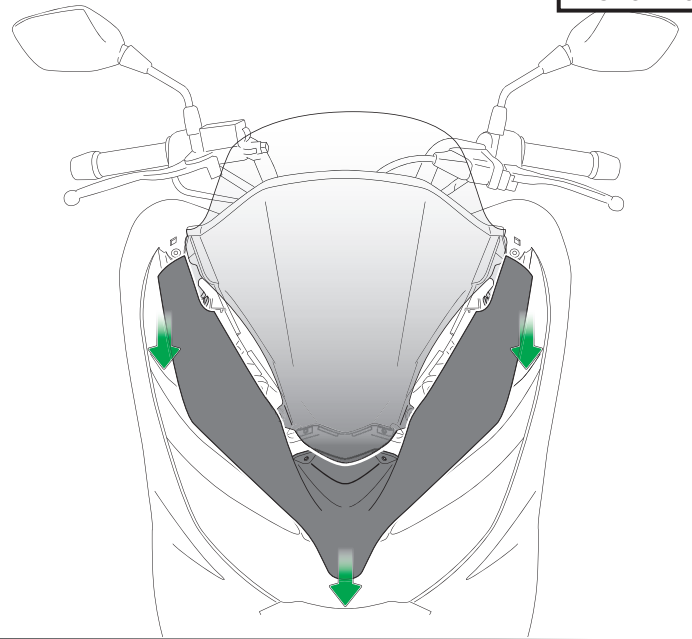
1

DISASSEMBLY
DESMONTAJE



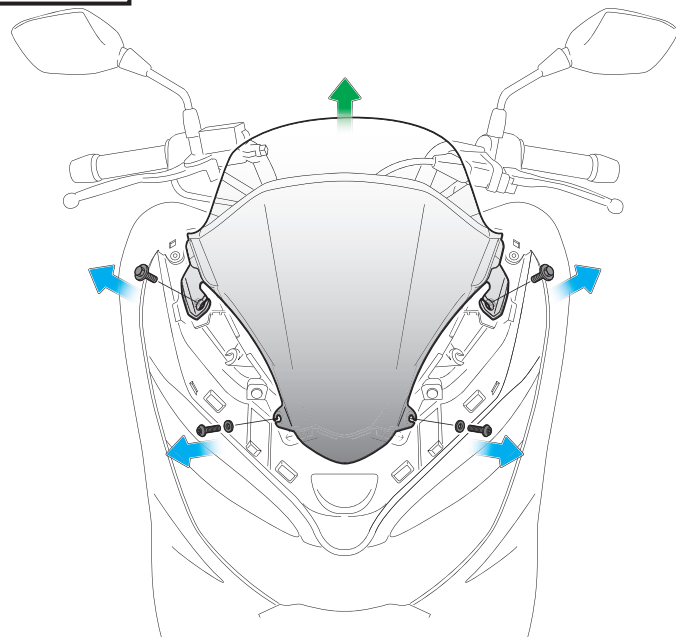
2

DISASSEMBLY
DESMONTAJE



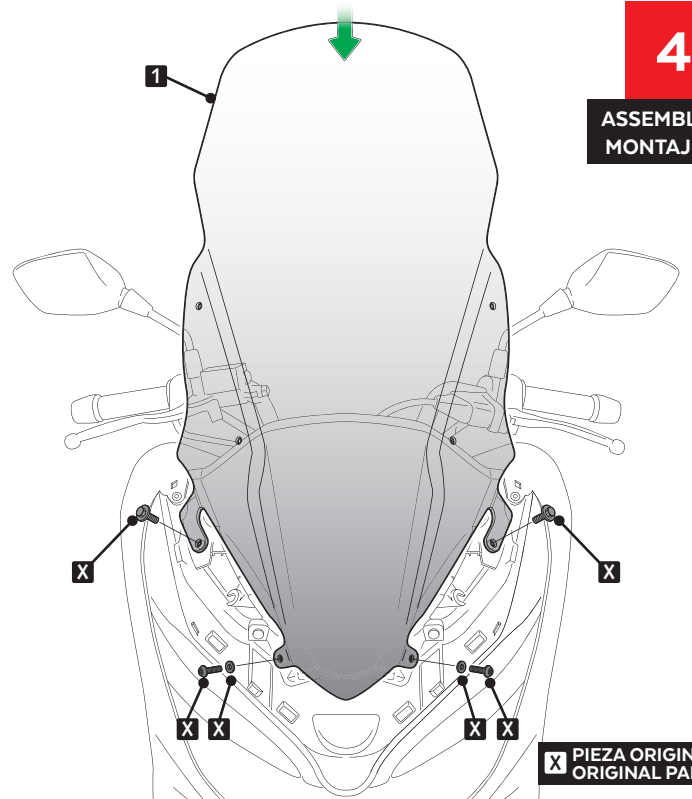
3

DISASSEMBLY
DESMONTAJE



4

ASSEMBLY
MONTAJE



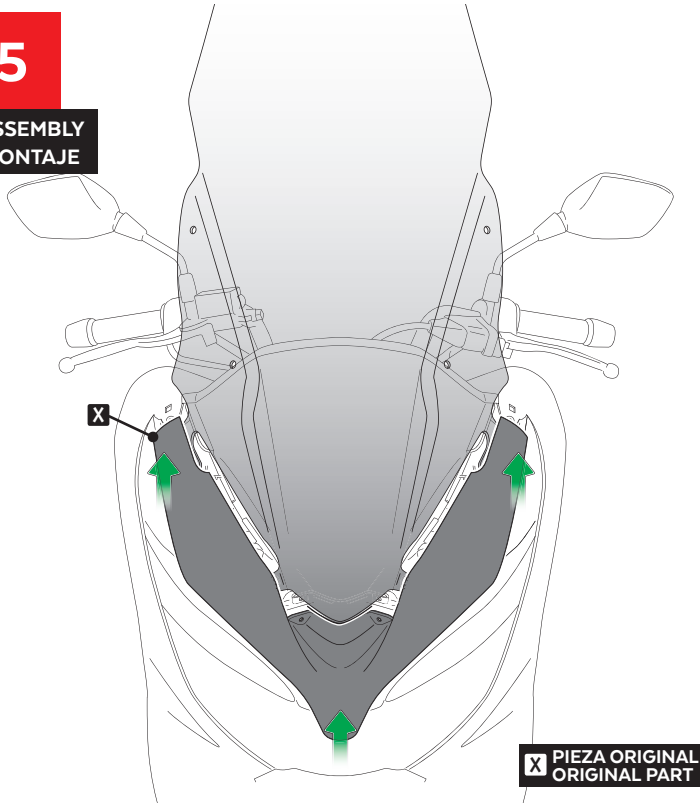
X PIEZA ORIGINAL
ORIGINAL PART

HONDA PCX 125 '18- / 150 '18-

INSTRUCCIONES DE MONTAJE - MOUNTING INSTRUCTIONS - MONTAGEANLEITUNG

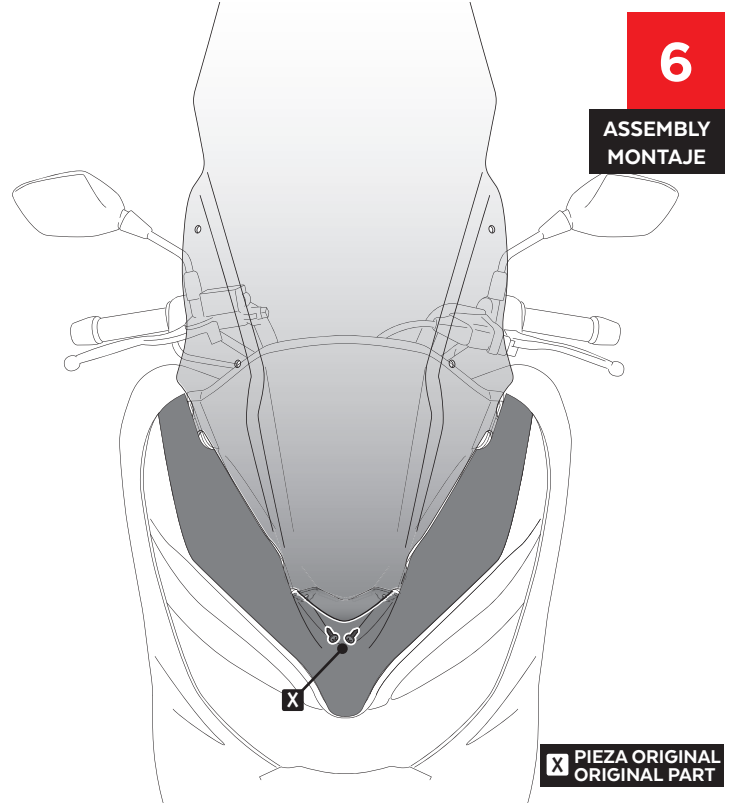
5

ASSEMBLY
MONTAJE



6

ASSEMBLY
MONTAJE

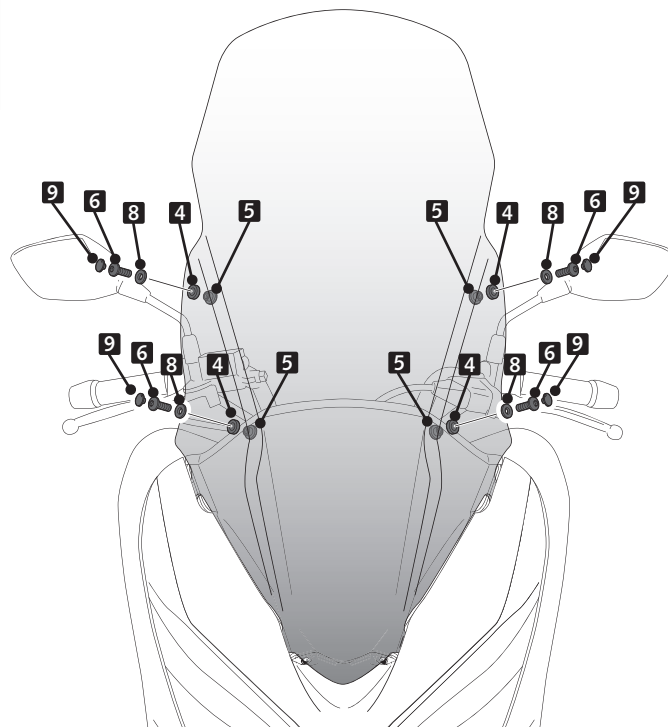


7

ASSEMBLY
MONTAJE

OPTION A

WINDSHIELD
WITHOUT
HAND-DEFLECTORS



HONDA PCX 125 '18- / 150 '18-

INSTRUCCIONES DE MONTAJE - MOUNTING INSTRUCTIONS - MONTAGEANLEITUNG

OPTION B

**WINDSHIELD
WITH
HAND-DEFLECTORS**

